

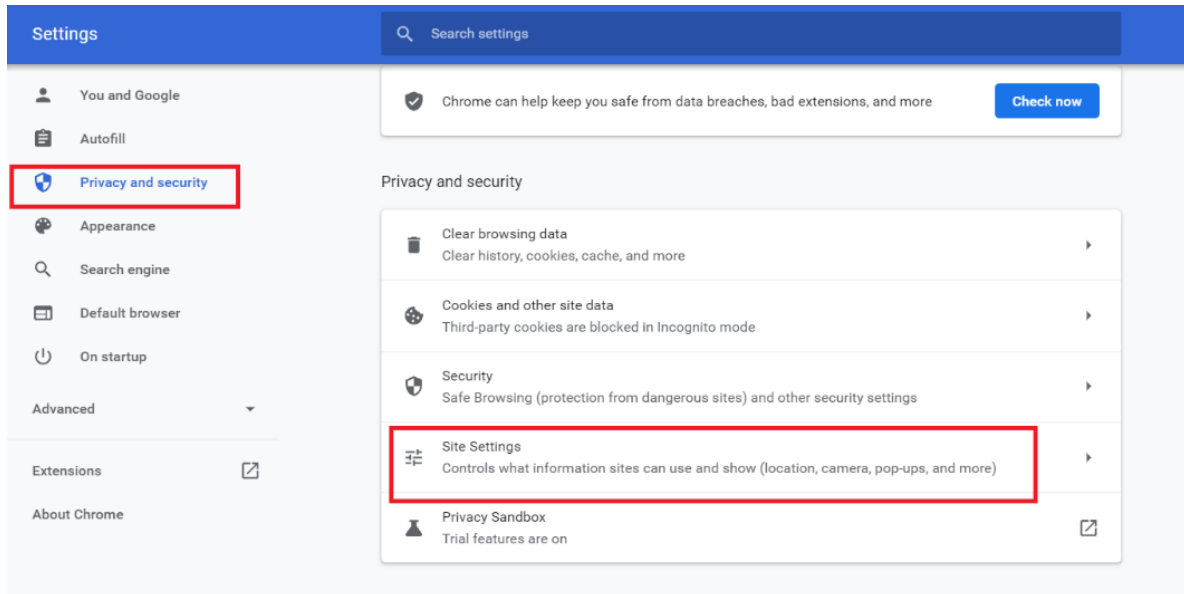
Prerequisites:

Browser: Chrome

Settings: 1. Disable popup blocker

2. Add URL

Go to settings→ Privacy and security→Select Settings→



Select→Sites can send pop-ups and use redirects

Add Whizible URL

Go to Allowed to send pop-ups and use redirects → Update

“<https://pms.whizible.com/IVLPROD/>”

Search settings

← Pop-ups and redirects Search

Sites might send pop-ups to show ads, or use redirects to lead you to websites you may not want to visit

Default behavior

Sites automatically follow this setting when you visit them

Sites can send pop-ups and use redirects

Don't allow sites to send pop-ups or use redirects


Customized behaviors

Sites listed below follow a custom setting instead of the default

Not allowed to send pop-ups or use redirects Add


No sites added

Allowed to send pop-ups and use redirects Add

 <https://pms.whizible.com> ▶ ⋮

Login

Login with your whizible user id and password



Sign in

User ID :

Password :

[Forgot Password?](#) [Change Password?](#)

Sign In